



TURNKEY FAMILY

Wall



Surface



Cable



Decorative luminaires for the lighting OEM



TURNKEY FAMILY

Decorative luminaires for the lighting OEM

The RLR Turnkey family provides OEM customers with new opportunities for incremental sales. These products leverage RLR's creative application of innovative materials and manufacturing capabilities at an excellent value. A wide range of wall sconces and drums feature contemporary styling and are offered in a variety of configurations.

RLR Laminated Drum Shades/Sconces

- Available in a variety of finishes and options. See page 10.¹
- Fabric finishes feature 100% polyester fabric fused to acrylic in a proprietary RLR process. Washable with mild soap and water.
- Double laminated option ideal for healthcare & assisted-living.
- (Most) drums available in 3 sizes: 11", 14", 19" (nominal).¹
- Custom configurations available.
- Shades/faces manufactured domestically at RLR's Mableton, GA factory. Specialized inventory programs available.




Light Engine Specifications

- Injection molded optics provide uniform luminous appearance.
- 3 Wattages: 1530 lm, 2273 lm, 2977 lm, 90 LPW.²
- 3000 CCT, 90 CRI standard.¹
- >54,000 Hr. L70 Life.
- Integral electronic driver, 120V, 60 Hz. standard.¹
- Dimmable to 10% via standard Triac dimmer.
- Energy Star, CA Title 24 JA8-2019 & RoHS compliant.
- UL Damp location listed.



Mounting

- All products mount to a standard 4" J-box. Hardware included.
- Surface sconces meet ADA 4" maximum depth requirement.
- Drum shades attach to light engine with lift-and-shift mechanism.
- Sconce faces attached via integral tool-less clip.
- Cable Drums: 8-foot adjustable triple cable & power cord, white or brushed nickel hardware finish.



1. Contact Sales at Sales@rlrindinc.com for non-cataloged & custom configurations.

2. Luminaire lumens are lower due to optical losses from shade. Sconces available in 17W/1530 lm only.

WALL

Wall Sconces

Wall-mounted luminaires add to the interior aesthetic by combining vertical illumination, up-light and downlight within a decorative sculptural form.

RLR's Turnkey wall sconces provide OEMs with a variety of styles ranging from traditional to modern. Each leverages RLR's extensive plastics fabrication capabilities. An assortment of finishes build from the modular light engine to create an attractive lighting solution.

Contact RLR to learn more about the Turnkey family of wall sconces or work with us to develop custom wall sconces unique to you.





HCL

Half Cylinder Large

- 555 Jute finish shown.
- 7 face finishes available.
- Faux metallic trim options available.
- 11.5" H
11" W
3-13/16" D



HCS

Half Cylinder Small

- 558 White Linen finish shown.
- 7 face finishes available.
- Faux metallic trim options available.
- 10.5" H
7.62" W
3-13/16" D



INSF/INSFR

Insert Frame

- 217 White Satin lens & 104 bronze frame shown.
- 3 lens finishes available.
- Nickel, bronze or white trim.
- Frame also accepts custom decor. inserts.
- 11.5" or 7.5" H
7.5" W 2-1/4" D



DS

Double Frame

- 217 White Satin lens & 010 nickel frame shown.
- 3 lens finishes available.
- Nickel, bronze or white trim.
- 10" H 10" W
2-7/8" D



CC

Concave

- 555 Jute finish shown.
- 7 face finishes available.
- 11.5" H
8" W
3-13/16" D



VS

Vertical Sweep

- 558 White Linen finish shown.
- 7 face finishes available.
- 10.92" H
7.67" W
3-13/16" D



TOA/TOAH

Acoustic

- PEW Pewter finish shown.
- 2 face finishes available.
- Optional center hole.
- 16" H
14" W
3-1/2" D



GIG

Glass in Glass

- 010 Faux metallic nickel frame shown.
- 3 center lens finishes available.
- Nickel, bronze or white trim.
- 11.5" H 11" W
3-13/16" D



HG

Hourglass


- 555 Jute finish shown.
- 7 face finishes available.
- 12" H
7.2" W
3-13/16" D



FSP

Frame Shield Single Prong

- 217 White Satin lens & bronze frame shown.
- 3 lens finishes available.
- Nickel or bronze trim.
- 11.5" H
11" W
3-13/16" D



TET

Tetris

- 217 White Satin lens finish.
- Face can be mounted in any 90° orientation desired.
- 8.5" H
9" W
3-13/16" D



CUB/CUBR

Cube

- 217 White Satin finish shown.
- 3 face finishes available.
- 10.75" or 7.5" H
7.5" W
3-13/16" D


SURFACE

Surface Mount Drums

Let's face it; recessed lighting is boring. Below-ceiling luminaires add visual interest and provide better volumetric lighting with reduced shadows.

RLR's Turnkey family includes attractive, contemporary surface-mount drums sought after by today's designers. Most shades are offered in three sizes and all are available in a variety of finishes ranging from soft laminated fabrics to bold faux-metallic trims.

At RLR, we are plastics fabrication experts. Contact us to learn more or to develop a custom product for your customers.





CCDIS

Dome in Skirt Round


- 570 Gray Linen perimeter shade finish shown.
- 7 finishes available for perimeter shade.
- Textured frosted acrylic inner dome diffuser.
- Tapered perimeter skirt.
- 12" dia. x 5.54" D
- 15" dia. x 5.54" D
- 19" dia. x 5.92" D



CCDL

Double Layer Round

- 563 White Combo finish shown.
- 10 finishes available for perimeter shade.
- Faux metallic nickel (010) or bronze (104) trim options available for perimeter shade.
- Textured frosted acrylic inner cylinder diffuser.
- 16" dia. x 5-3/4" D
- 18" dia. x 5-3/4" D
- 23" dia. x 5-3/4" D



CCDON

Donut

- 580 Black Linen finish shown.
- 9 shade finishes available.
- Faux metallic nickel (010) or bronze (104) trim options available for shade.
- Diffused acrylic lower outer & inner donut panels.
- 12" dia. x 3.91" D
- 15" dia. x 4.91" D
- 19" dia. x 5.66" D



CCFD

Double Tier Round

- 558 White Linen finish shown.
- 9 shade finishes available.
- Faux metallic nickel (010) or bronze (104) trim options available for shade.
- Diffused acrylic lower panels.
- 12-1/4" dia. x 6.31" D
- 15" dia. x 6.37" D
- 19-1/4" dia. x 6.4" D



CCFS

Single Tier Round

- 557 Rapids finish shown.
- 10 shade finishes available.
- Faux metallic nickel (010) or bronze (104) trim options available for shade.
- X-trim option in Red Oak (ROT), Black (012), Bronze (104) or White (118) available for shade.
- Diffused acrylic lower panel.
- 12" dia. x 4.91" D
- 15" dia. x 4.91" D
- 19" dia. x 5.66" D



CCSQ

Radius Corner Square

- 558 White Linen finish shown.
- 9 shade finishes available.
- Faux metallic nickel (010) or bronze (104) trim options available for shade.
- Diffused acrylic lower panel.
- 12" x 12" x 4.91" D
- 15" x 15" x 4.91" D
- 19" x 19" x 4.91" D



CCTAP

Tapered Round

- 570 Gray Linen finish shown.
- 7 shade finishes available.
- Diffused acrylic lower panel.
- 15" dia. x 8-3/8" D

CABLE

Cable Mount Drums

Cable-mounted luminaires are a great choice for interiors with ceiling heights of 10-16'. Up-lighting brightens the ceiling, and the luminaire adds visual interest to the space.

The RLR Turnkey LED light engine is available in a cable-mount configuration with a white or nickel canopy finish adjustable up to an 8- foot suspension length. All Turnkey drum shades are fully compatible in all three sizes and available in up to ten attractive finishes.

Contact RLR for more information about the Turnkey family of cable-mounted luminaires or to develop a custom look just for you.





CCDIS

Dome in Skirt Round

- 570 Gray Linen perimeter shade finish shown.
- 7 finishes available for perimeter shade.
- Textured frosted acrylic inner dome diffuser.
- Tapered perimeter skirt
- 12" dia. x 5.54" D
- 15" dia. x 5.54" D
- 19" dia. x 5.92" D



CCDL

Double Layer Round

- 555 Jute finish shown.
- 10 finishes available for perimeter shade.
- Faux metallic nickel (010) or bronze (104) trim options available for perimeter shade.
- Textured frosted acrylic inner cylinder diffuser.
- 16" dia. x 5-3/4" D
- 18" dia. x 5-3/4" D
- 23" dia. x 5-3/4" D



CCDON

Donut

- 580 Black Linen finish shown.
- 9 shade finishes available.
- Faux metallic nickel (010) or bronze (104) trim options available for shade.
- Diffused acrylic lower outer & inner donut panels.
- 12" dia. x 3.91" D
- 15" dia. x 4.91" D
- 19" dia. x 5.66" D



CCFD

Double Tier Round

- 558 White Linen finish shown.
- 9 shade finishes available.
- Faux metallic nickel (010) or bronze (104) trim options available for shade.
- Diffused acrylic lower panels.
- 12-1/4" dia. x 6.31" D
- 15" dia. x 6.37" D
- 19-1/4" dia. x 6.4" D



CCFS

Single Tier Round

- 557 Rapids finish shown.
- 10 shade finishes available.
- Faux metallic nickel (010) or bronze (104) trim options available for shade.
- X-trim option in Black (012), White (118), Nickel (010), Bronze (104), Red Oak (ROT) and Clear Oak (COT) available for shade.
- Diffused acrylic lower panel.
- 12" dia. x 4.91" D
- 15" dia. x 4.91" D
- 19" dia. x 5.66" D



CCSQ

Radius Corner Square

- 558 White Linen finish shown.
- 9 shade finishes available.
- Faux metallic nickel (010) or bronze (104) trim options available for shade.
- Diffused acrylic lower panel.
- 12" x 12" x 4.91" D
- 15" x 15" x 4.91" D
- 19" x 19" x 4.91" D



CCTAP


Tapered Round

- 570 Gray Linen finish shown.
- 7 shade finishes available.
- Diffused acrylic lower panel.
- 15" dia. x 8-3/8" D

FINISHES & OPTIONS

Every pretty face deserves a beautiful finish. At RLR, we've developed an exclusive process for fusing 100% polyester fabric to optical acrylic diffusers.¹ The result is a variety of soft finish choices your customers will love. Additional faux metallic painted finishes and trim options complete the package. A nearly endless range of custom fabrics & colors is also available.


Shade & Frame Finishes



White Satin




Jute
(655 double laminated)




Chocolate Linen



Rapids




White Linen
(658 double laminated)



Gray Linen



Black Linen



Opaque Metallic
Nickel (painted)

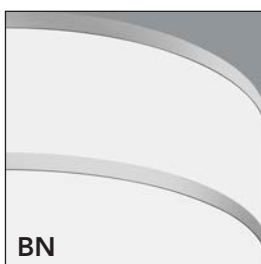


Opaque Metallic
Bronze (painted)

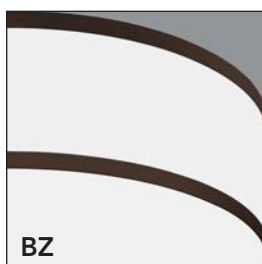


PEW= Pewter (Left)
SLA = Slate (Right)
Custom colors available.


Trim Options



Brushed Nickel Trim




Bronze Trim



ROT Red Oak 112 Black
COT Clear Oak 118 White
104 Bronze 010 Nickel

Sconce Face Finishes



Opaque Metallic
Nickel (painted)



Opaque Metallic
Bronze (painted)
118 White also available.

1. Lenses and frames washable with mild soap and water. Dust/vacuum acoustic sconce face to clean.

CUSTOM CAPABILITIES

Put RLR's plastics expertise to work to grow your sales! We can combine creative designs with inspirational materials and cutting-edge plastics manufacturing processes to develop custom products just for you. Our capabilities include vacuum and pressure thermoforming, extruding, laser and CNC cutting, fabrication, a variety of painting processes, assembly kitting and special packaging. We also support your marketing efforts with product literature, photos, and line art as needed. Below are a few examples of our custom Turnkey family products. Let's work together!





570 Discovery Place
Mableton, GA 30126

Phone: 770-948-6069

www.rlrindinc.com

Represented by:
Ph. 800.621.1348

